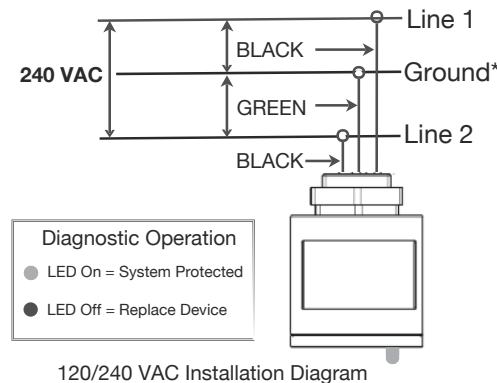


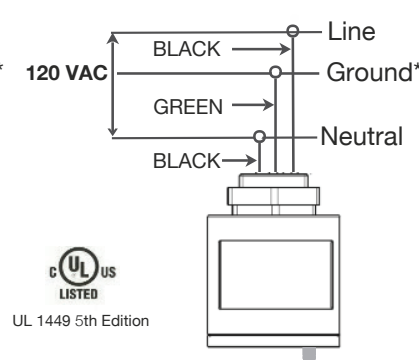
Installation Instructions

1. To assure proper installation measure the voltage on each phase and insure the correct device is installed.
2. Turn off power to circuit where surge protector is to be installed.
3. Mount device so as to keep conductor length as short as possible. Cut wires to length and connect to circuit per wiring diagram below avoiding sharp bends or looping.
4. Reinstall covers, restore power and confirm diagnostic LED is illuminated.



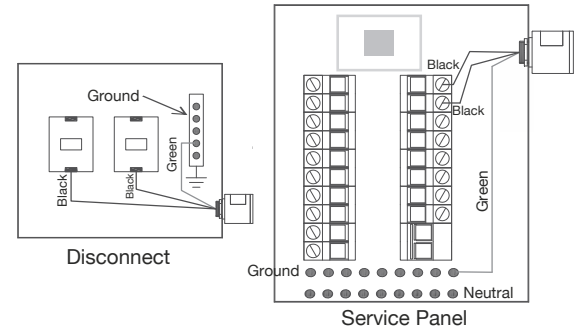
120/240 VAC Installation Diagram

* All surge protection devices require good ground connection for effective operation



120 VAC Installation Diagram

Technical Support Call 703-687-4057
8618 Phoenix Drive, Manassas VA 20110



Device Ratings	
Normal Voltage Per Leg	120 VAC
Max. Operating Voltage (MCOV) Per Leg	150 VAC
Max. Discharge Current (Imax)	50 kA

VA1-50-4XP Product Warranty

PSP Product Warranty

25 Year Limited Warranty

Coverage for Vortexx™ Series A Surge Protection Device

PSP will, at its sole discretion, repair or replace any VA1-50-4XP Surge Protection Device (SPD) that is defective or is damaged by a transient electrical spike (including those caused by lightning) for a period of twenty-five (25) years from the date of installation by the original owner or owner of record of premises.

Exclusions

The above coverage applies to the original end user purchaser only and is the exclusive remedy under this warranty, whether based in contract, tort, including negligence, or otherwise. Claims must be made within 30 days of damage. This warranty does not cover damage associated with sustained over voltages, vandalism, theft, normal wear and tear, obsolescence, abuse, no authorized, modification or alteration, misuse, improper installation or catastrophic events. Except as expressly provided by this warranty.

PSP Products disclaims liability for any incidental, indirect, special or consequential damages arising out of the sale or use of any PSP products (including without limitation lost business profits, loss of data and all freight, mileage, travel time and insurance charges associated with warranty coverage claims).

Some states do not allow the exclusion or limitation of incidental or consequential damages, so the above limitation or exclusions may not apply to you. This warranty gives you specific legal rights and you may have other rights which vary from state to state. *This warranty is valid in the United States and Canada only.*

Claim Procedure

1. Contact PSP Products, Inc. at 703-687-4057 to obtain a Return Authorization (RA) number.
2. Return PSP device to PSP Products, Inc., freight prepaid.
3. PSP Products, Inc. returns working device, freight prepaid.

Caution: Effective surge suppression requires correct wiring. All surge protection devices must be properly grounded for the warranty to be honored.

Warranty Assistance Call 703-687-4057
PSP Products Inc. 8618 Phoenix Drive, Manassas VA 20110
Register Online at: <https://surgewarrantyonline.com>

VA1-50-4XP Product Warranty

PSP Product Warranty

25 Year Limited Warranty

Coverage for Vortexx™ Series A Surge Protection Device

PSP will, at its sole discretion, repair or replace any VA1-50-4XP Surge Protection Device (SPD) that is defective or is damaged by a transient electrical spike (including those caused by lightning) for a period of twenty-five (25) years from the date of installation by the original owner or owner of record of premises.

Exclusions

The above coverage applies to the original end user purchaser only and is the exclusive remedy under this warranty, whether based in contract, tort, including negligence, or otherwise. Claims must be made within 30 days of damage. This warranty does not cover damage associated with sustained over voltages, vandalism, theft, normal wear and tear, obsolescence, abuse, no authorized, modification or alteration, misuse, improper installation or catastrophic events. Except as expressly provided by this warranty.

PSP Products disclaims liability for any incidental, indirect, special or consequential damages arising out of the sale or use of any PSP products (including without limitation lost business profits, loss of data and all freight, mileage, travel time and insurance charges associated with warranty coverage claims).

Some states do not allow the exclusion or limitation of incidental or consequential damages, so the above limitation or exclusions may not apply to you. This warranty gives you specific legal rights and you may have other rights which vary from state to state. *This warranty is valid in the United States and Canada only.*

Claim Procedure

1. Contact PSP Products, Inc. at 703-687-4057 to obtain a Return Authorization (RA) number.
2. Return PSP device to PSP Products, Inc., freight prepaid.
3. PSP Products, Inc. returns working device, freight prepaid.

Caution: Effective surge suppression requires correct wiring. All surge protection devices must be properly grounded for the warranty to be honored.

Warranty Assistance Call 703-687-4057

PSP Products Inc. 8618 Phoenix Drive, Manassas VA 20110

Register Online at: <https://surgewarrantyonline.com>

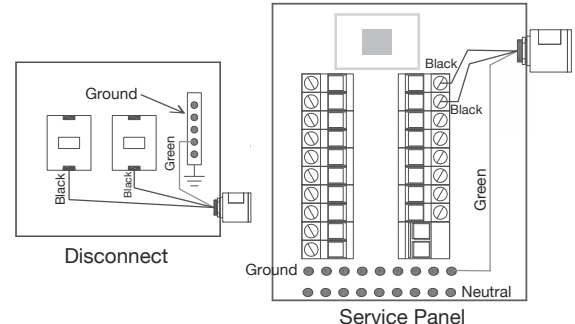
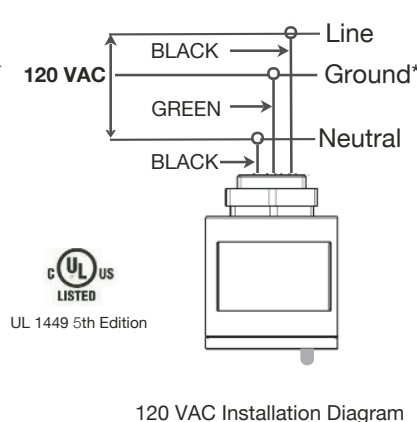
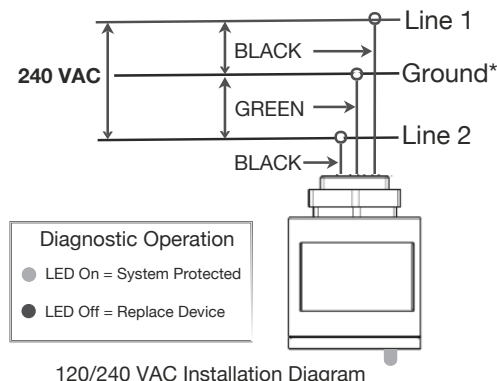


Vortexx™ Series A VA1-50-4XP

120/240 Volts AC Type 1

Installation Instructions

1. To assure proper installation measure the voltage on each phase and insure the correct device is installed.
2. Turn off power to circuit where surge protector is to be installed.
3. Mount device so as to keep conductor length as short as possible. Cut wires to length and connect to circuit per wiring diagram below avoiding sharp bends or looping.
4. Reinstall covers, restore power and confirm diagnostic LED is illuminated.



Device Ratings	
Normal Voltage Per Leg	120 VAC
Max. Operating Voltage (MCOV) Per Leg	150 VAC
Max. Discharge Current (Imax)	50 kA

* All surge protection devices require good ground connection for effective operation

Technical Support Call 703-687-4057
8618 Phoenix Drive, Manassas VA 20110