

Installation Instructions

1. Confirm VR device is rated for your system by comparing voltage measurements to the line voltage on the product label.
2. Turn off all power supplying this equipment before working on or inside the equipment.
3. See installation diagrams below and match to your specific installation type.
4. Install on 20A-60A breaker. Verify lugs on breaker provide solid connection to SPD wiring.
5. Install in accordance with all pertinent articles of the National Electric Code.
6. Confirm that the electrical terminals used to attach this device are identified for these conductors.
7. Keep conductor length as short as possible with no sharp bends.
8. Do not loop or coil wires.
9. Ensure a high quality ground is in place.
10. Turn on all power supplying this equipment.
11. Verify diagnostic indicator is illuminated and no audible alarm is present.
12. Install cover and/or close door on equipment fixture.

Installation Notes

- Designed to allow installation inside of a finished wall using optional flush mount cover (Part #VR-FMC).

Voltage	Phases	Wires	Neutral	Diagram
120/120/240 VAC	3-Phase High-Leg Delta	4W+G	Yes	Fig. 1
120/208 VAC	3-Phase Wye	4W+G	Yes	Fig. 2
220/380 VAC	3-Phase Wye	4W+G	Yes	Fig. 2
277/480 VAC	3-Phase Wye	4W+G	Yes	Fig. 2
347/600 VAC	3-Phase Wye	4W+G	Yes	Fig. 2
240 VAC	3-Phase Delta	3W+G	No	Fig. 3
480 VAC	3-Phase Delta	3W+G	No	Fig. 3
600 VAC	3-Phase Delta	3W+G	No	Fig. 3




Figure 1

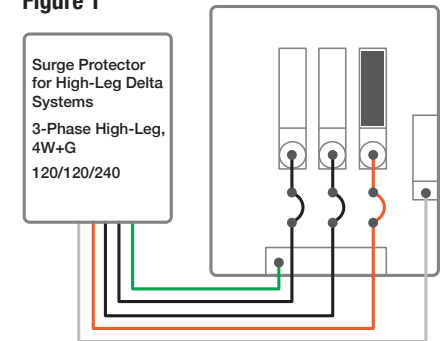


Figure 2

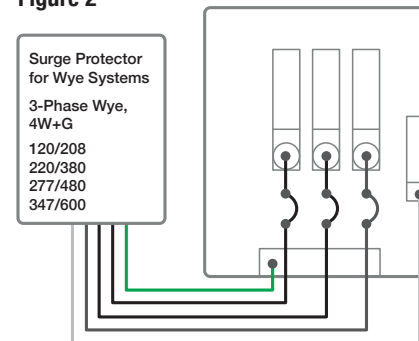
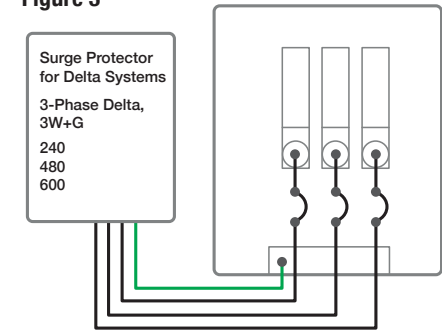
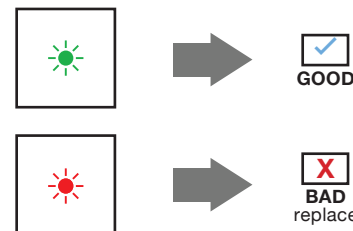


Figure 3



Please verify voltage on all three legs before installing surge protector. Incorrect installation will void warranty.



Diagnostic Operation

- LED GREEN = Normal operation
- LED RED = Fault, check phase voltage and connections. If OK, replace unit.
- Audible Alarm ON = Fault, check phase voltage and connections. If OK, replace unit.



Important: Risk of electrical shock.
This device should only be installed by qualified personnel.

Technical Assistance Call: 703-687-4057

Vortexx™ Series R 3-Phase Commercial Series Warranty

PSP Product Warranty 25 Year Limited Commercial Warranty Coverage for the Vortexx Series R, 3-Phase Surge Protection Device

PSP will, at its sole discretion, repair or replace any 3-Phase Vortexx Series R Surge Protection Device (SPD) that is defective or is damaged by a transient electrical spike (including those caused by lightning) for a period of twenty-five (25) years from the date of installation by the original owner

Exclusions

The above coverage applies to the original end user purchaser only and is the exclusive remedy under this warranty, whether based in contract, tort, including negligence, or otherwise. Claims must be made within 30 days of damage. This warranty does not cover damage associated with sustained over voltages, vandalism, theft, normal wear and tear, obsolescence, abuse, unauthorized modification or alteration, misuse, improper installation or catastrophic events.

PSP Products disclaims liability for any incidental, indirect, special or consequential damages arising out of the sale or use of any PSP products (including without limitation lost business profits, loss of data and all freight, mileage, travel time and insurance charges associated with warranty coverage claims).

Some states do not allow the exclusion or limitation of incidental or consequential damages, so the above limitation or exclusions may not apply to you. This warranty gives you specific legal rights and you may have other rights which vary from state to state. *This warranty is valid in the United States and Canada only.*

Claim Procedure

1. Contact PSP Products at 1-703-687-4057 to obtain a Return Authorization (RA) number
2. Return PSP device to PSP Products, freight prepaid.
3. PSP Products returns working device, freight prepaid.

Caution: Effective surge suppression requires correct wiring. All surge protection devices must be properly grounded for the warranty to be honored.

Warranty Assistance Call 703-687-4057
PSP Products Inc. 8618 Phoenix Drive, Manassas VA 20110
Register Online at: www.pspproducts.com