


Universal Normally Closed Load Shed Relay




Features


- Relays available individually or as pre-assembled enclosures with (1), (2), (3) or (4) 50A normally closed relay(s)
- Box lug termination
- Small footprint, standard open frame configuration
- Available as an individual component or mounted in NEMA 1 or 3R enclosures with grounding bar
- Low profile allows for flush mounting in standard 2x4" stud wall with optional flush mount cover (1/2/3 relay versions)
- UL listed 508 control panel, UL listed to US and Canadian safety standards
- 2 year warranty




1 Relay, NEMA 1 Enclosure



2 Relays, NEMA 1 Enclosure



3 or 4 Relays, NEMA 1 Enclosure



4 Relays, NEMA 3R Enclosure

Part Number Breakdown

(#)EX-050-(##)-(###)

