


Over/Under Voltage Protection

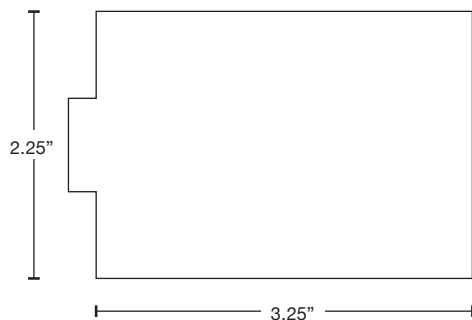


Features

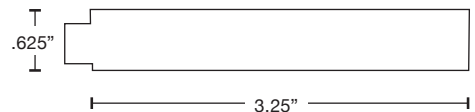
- The over voltage turn off is set at 260v
- The under voltage turn off is set at 220v
- Disconnect is instantaneous upon reaching the over/under voltage set points
- There is a 90 second delay before restoring power once unit turns power off
- LED diagnostic indicator
- 5 year warranty



GOUCO Installed
See Installation Instructions on Reverse



Top View




Side View

Installation Instructions


Step 1

Turn off generator and disconnect power supply to the transfer switch. Remove harness connection wiring plug from the control board.



Step 2

Insert harness wiring plug into the GOUCO connector.



Step 3

Connect GOUCO plug to the open connection in the control board.



Step 4

Turn on the power supply to the switch and the generator. There is a 90 second monitoring delay before it allows power up.

Note: When used with optional GSP-50 surge protector, the wiring harness plugs into the GSP-50, the GSP-50 plugs into the GOUCO, and the GOUCO plugs into the control board.